

MAYTAG®

TECHNICAL SPECIFICATIONS

Model CSH1BE Series



M120 Product Line

**High Efficiency Heat Pump
14 SEER — 1.5 - 5 Ton Capacity**

The CSH1BE Series of heat pumps offers exceptional performance from a small, compact package. The unit, when combined with our engineered coils or air handlers, offers a full line of quality, split system cooling equipment.


Features and Benefits

- **Designed Using Stainless Steel** – Durable brushed stainless steel protects the coil from yard hazards and extreme weather. Unit is trimmed in a silicone-protected polyester finish that passes 950 hours of salt spray per ASTM Std. B117.
- **Quiet Plus™ Sound Package** – Consists of a Quiet Plus™ Compressor Sound Blanket and a Swept Wing Fan Blade. Both have been engineered to significantly reduce unwanted noise.
- **Permanently Lubricated Motor** – A heavy duty PSC motor for long lasting reliability and quiet operation. Requires no maintenance and is completely protected from rain and snow.
- **Removable Top Grille Assembly** – Allows ease of service from the top without disconnecting fan motor leads.
- **Composite Base Pan** – Absorbs sound and is corrosion resistant. Composite is also stronger and lighter than steel.
- **Low Pressure Switch** – Loss of charge protection ensures long compressor life. Auto-reset feature prevents nuisance service visits.
- **High Pressure Switch** – Protects against abnormally high system pressures. Auto-reset feature prevents nuisance service visits.
- **Liquid Line Filter / Drier** – Included with unit, field installed.
- **One Piece Top/Orifice** – Designed for maximum airflow and quiet operation.
- **Five Minute Restart Time Delay** – When the unit shuts down, a five minute delay keeps the unit from restarting, eliminating the highest cause for compressor failure.
- **Easy Compressor and Control Access** – Designed to make servicing easier for the contractor, access panels are provided to all controls and the compressor from the side of the unit.
- **Fixed Orifice** – Integrated in liquid line service valve for easy change-out.
- **Micro-Channel Coils** – All aluminum coils in all models which provides high corrosion resistance.
- **Service-Friendly Jacket** – Side panels can be easily removed and replaced without removing the top grill.

DIMENSIONS/OUTDOOR SECTION

14 SEER — High Efficiency

CSH1BE	18K	24K	30K	36K	42K	48K	60KA
H	33.25	33.25	41.25	45.25	45.25	45.25	45.25
W	31.75	31.75	31.75	31.75	31.75	31.75	31.75
D	31.75	31.75	31.75	31.75	31.75	31.75	31.75



IDENTIFICATION CODE

C S H 1 B E 4 M 1 S P 18 K

<p>Jacket Style</p> <p>Split System</p> <p>A - Air Conditioner H - Heat Pump</p> <p>Design Series</p> <p>B - Brazed Q - Quick Connect</p> <p>D - 13 SEER E - 14 SEER F - 16 SEER G - 18-20 SEER X - Export</p>	<p>Refrigerant</p> <p>4 - R-410a</p> <p>M - Micro-Channel C - Copper Coil</p>	<p>Stages</p> <p>1 - Single 2 - Two V - Inverter</p>	<p>Compressor</p> <p>S - Scroll R - Rotary E - Recip</p>	<p>Voltages</p> <p>C - 208/230-3-60 D - 460-3-60 K - 208/230-1-60</p> <p>Size (MBTU)</p> <p>Metering Device</p> <p>N - None X - TXV P - Piston E - EXV</p>
---	--	---	---	---

PHYSICAL AND ELECTRICAL SPECIFICATIONS/OUTDOOR UNITS

14 SEER — High Efficiency

Model Number CSH1BE		18K	24K	30K	36K	42K	48K	60KA
Electrical Data	Volts-Cycles-Phase (1)	208/230-60-1						
	Total Amps	9.9	14.4	13.7	15.1	19.4	21.3	26.9
	Delay Fuse Max. (2)	20	30	25	30	40	45	50
	Min. Circuit Ampacity	12.1	17.7	16.9	18.6	23.9	26.3	33.0
Fan Motor	HP	0.13	0.13	0.13	0.20	0.25	0.25	0.33
Refrigerant suction line O.D. NOTE: Liquid line is 3/8" O.D. for entire length.	0-24 ft.	3/4"	3/4"	3/4"	7/8"	7/8"	7/8"	7/8"
	25-39 ft.	3/4"	3/4"	3/4"	7/8"	7/8"	7/8"	1-1/8" (3)
	40-75 ft.	3/4"	3/4"	3/4"	7/8"	7/8"	7/8"	1-1/8" (3)
Approximate Weight (lbs.)	Net	201	199	222	227	160	261	266
	Ship	212	210	234	240	173	274	279
Sound Rating db		67	67	67	69	69	71	71

(1) Operating Voltage Range: 187v min. — 253v max.

(2) HACR Type Circuit Breakers may be used.

(3) Requires 7/8" to 1-1/8" reducer from line to unit.

(4) Additional charge for line sets above 15 feet.

Values based on suction line as follows with 3/8" liquid line.

a) 3/4" = 0.6 oz. per additional foot.

b) 7/8" = 0.7 oz. per additional foot.

c) 1-1/8" = 0.8 oz per additional foot.

(5) For additional charging instructions please refer to the QRD.

ACCESSORIES - CONDENSING UNIT

Start Assist Kit - 912933

Provides additional starting torque for the compressor motor when operating with low line voltage or high operating temperatures.

Outdoor Thermostat - 913852

Two stage logic provides ability to lock out electric strips down to balance point and bring on in stages.

Fan Delay Kit (TDR)

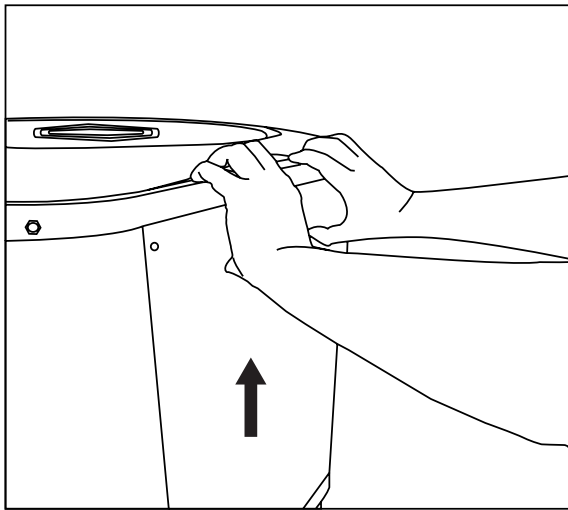
911758 - 80 second fan delay

Extreme Wind Condition Mounting Kit - 1017210

Low Ambient Kit - 918837

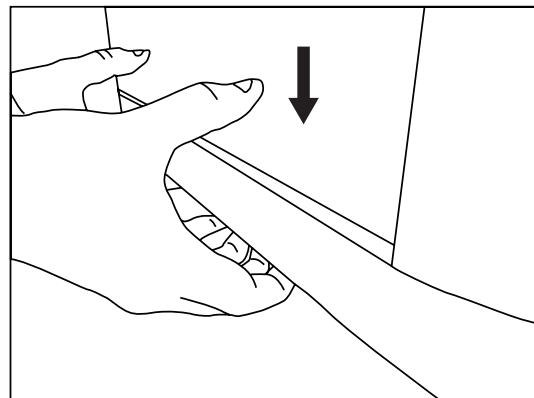
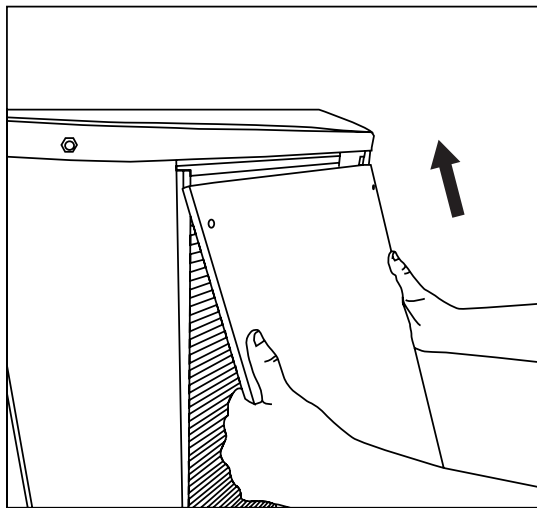
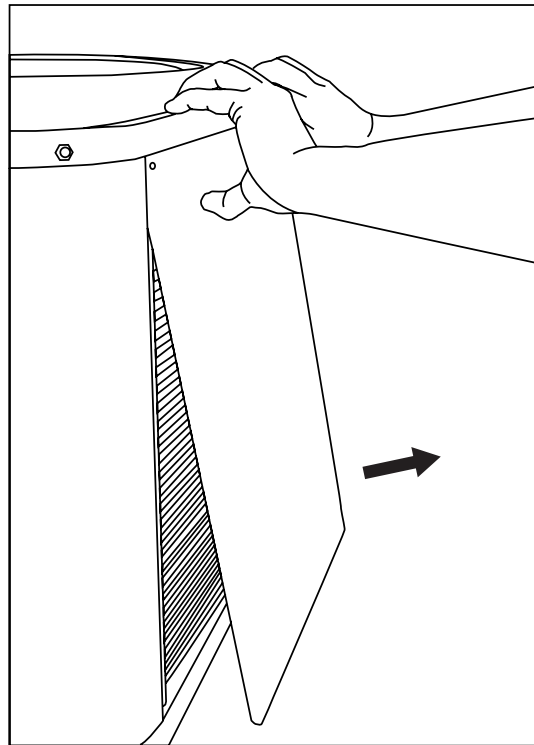
Cantilever Kit - 1018671

PANEL REMOVAL AND REPLACEMENT INSTRUCTIONS



Removing Panels:

1. Remove screws.
2. Pull up on panel.
3. Rotate bottom of panel out.
4. Pull panel off.



Reinstalling Panels:

1. Place panel back in towards top of unit.
2. Rotate bottom of panel inwards.
3. Push panel down until it fills gap at bottom of unit.
4. Replace screws.

SYSTEM HEATING & COOLING CAPACITIES

14 SEER — High Efficiency — Single Phase

Outdoor Unit	Indoor Unit	BTUH	SEER	EER	Heating Capacity BTUH @ 47° F	HSPF	CFM
CSH1BE4M1SP18K	C7B(A,H)M01824(C,U)-A + TXV	17,900	14.0	11.5	17,000	7.7	660
CSH1BE4M1SP18K	C7B(A,H)M01824(C,U)-B + TXV	17,900	14.0	11.5	17,000	7.7	660
CSH1BE4M1SP24K	C7B(A,H)M01824(C,U)-A + TXV	23,600	14.0	12.2	22,600	8.2	810
CSH1BE4M1SP24K	C7B(A,H)M01824(C,U)-B + TXV	23,600	14.0	12.2	22,600	8.2	810
CSH1BE4M1SP24K	C7B(A,H)M030(C,U)-C + TXV	23,600	14.0	12.2	22,600	8.2	810
CSH1BE4M1SP30K	C7B(A,H)M03036(C,U)-A + TXV	28,000	14.0	12.2	28,000	8.2	980
CSH1BE4M1SP30K	C7B(A,H)M03036(C,U)-B + TXV	28,000	14.0	12.2	28,000	8.2	980
CSH1BE4M1SP30K	C7B(A,H)M030(C,U)-C + TXV	28,000	14.0	12.2	28,000	8.2	980
CSH1BE4M1SP36K	C7B(A,H)M03642(C,U)-B + TXV	34,600	14.0	12.2	33,000	8.2	1140
CSH1BE4M1SP36K	C7B(A,H)M03648(C,U)-C + TXV	34,600	14.0	12.2	33,000	8.2	1140
CSH1BE4M1SP42K	C7B(A,H)M03642(C,U)-B + TXV	40,500	14.0	12.2	41,000	8.2	1275
CSH1BE4M1SP42K	C7B(A,H)M03648(C,U)-C + TXV	40,500	14.0	12.2	41,000	8.2	1275
CSH1BE4M1SP42K	C7B(A,H)M042(C,U)-D + TXV	40,500	14.0	12.2	41,000	8.2	1275

Outdoor Unit	Indoor Unit	BTUH	SEER	EER	Heating Capacity BTUH @ 47° F	HSPF	CFM
CSH1BE4M1SP18K	B6BMM024K-A	17,500	14.0	11.5	16,700	8.2	650
CSH1BE4M1SP24K	B6BMM024K-A	23,600	14.0	11.5	23,600	8.2	825
CSH1BE4M1SP30K	B6BMM030K-A	28,600	14.0	11.5	29,200	8.2	1040
CSH1BE4M1SP36K	B6BMM042K-B	34,400	14.0	11.5	34,000	8.2	1195
CSH1BE4M1SP42K	B6BMM042K-B	39,500	14.0	11.5	40,500	8.2	1275
CSH1BE4M1SP48K	B6BMM060K-C	45,500	14.0	11.5	46,000	8.2	1555

Outdoor Unit	Indoor Unit	BTUH	SEER	EER	Heating Capacity BTUH @ 47° F	HSPF	CFM
CSH1BE4M1SP18K	B6EMMX24K-A	18,000	14.5	12.0	16,400	8.2	650
CSH1BE4M1SP24K	B6EMMX24K-A	23,800	15.0	12.5	22,000	8.5	815
CSH1BE4M1SP30K	B6EMMX30K-A	28,000	15.0	12.5	26,200	8.5	980
CSH1BE4M1SP36K	B6EMMX36K-B	34,200	15.0	12.5	32,600	8.5	1145
CSH1BE4M1SP42K	B6EMMX42K-B	40,000	15.0	12.5	40,000	8.5	1265
CSH1BE4M1SP48K	B6EMMX48K-C	46,000	15.0	12.5	45,000	8.5	1510
CSH1BE4M1SP60KA	B6EMMX60K-C	54,500	14.0	11.5	56,500	8.2	1645

All ratings are with time delay relay.

See current AHRI Directory for certified combinations and ratings.

www.ahridirectory.org

COOLING EXPANDED RATINGS WITH COIL (CONTINUED)

CSH1BE4M1SP42K with C7B(A,H)MX42(C,U)-B

CSH1BE4M1SP42K with C7B(A,H)M03642(C,U)-B + TXV

CFM	O.D.T		65°F			75°F			85°F			95°F			105°F			115°F		
	E.D.B.	E.W.B.	T.C.	S.C.	K.W.	T.C.	S.C.	K.W.	T.C.	S.C.	K.W.	T.C.	S.C.	K.W.	T.C.	S.C.	K.W.	T.C.	S.C.	K.W.
1400	80	62	43.7	35.8	2.57	42.1	35.6	2.80	40.3	35.6	3.07	38.4	34.9	3.38	36.4	35.8	3.73	34.3	33.8	4.12
	80	67	47.4	29.5	2.58	45.5	29.3	2.82	43.5	29.5	3.09	41.4	28.9	3.41	39.1	28.4	3.76	36.7	26.7	4.15
	80	72	51.2	22.8	2.60	49.2	22.6	2.84	47.0	22.9	3.12	44.6	22.4	3.43	42.1	21.9	3.79	39.5	22.3	4.18
	75	62	43.2	29.8	2.56	41.6	29.4	2.80	39.7	29.6	3.07	37.8	28.9	3.37	35.7	26.6	3.73	33.5	28.5	4.11
1600	80	62	44.7	38.3	2.64	43.0	38.9	2.88	41.2	37.8	3.15	39.2	37.0	3.46	37.3	36.1	3.81	35.4	35.1	4.21
	80	67	48.3	31.4	2.66	46.3	32.2	2.90	44.3	31.4	3.17	42.0	30.8	3.49	39.6	30.7	3.84	37.2	30.6	4.23
	80	72	52.1	23.8	2.68	50.0	24.8	2.92	47.7	24.0	3.20	45.2	23.7	3.52	42.7	23.7	3.87	40.0	23.6	4.26
	75	62	44.0	31.6	2.64	42.3	32.2	2.87	40.4	31.4	3.15	38.4	30.9	3.45	36.2	30.7	3.81	34.0	30.4	4.19
1800	80	62	45.6	40.8	2.72	43.9	40.6	2.96	42.0	39.2	3.23	40.2	38.2	3.55	38.3	37.0	3.90	36.2	36.0	4.29
	80	67	48.8	33.7	2.73	46.9	33.8	2.98	44.7	32.9	3.25	42.4	32.7	3.57	40.0	32.4	3.92	37.5	32.3	4.31
	80	72	52.8	25.4	2.75	50.5	25.8	2.99	48.2	25.0	3.28	45.7	24.8	3.60	43.0	24.6	3.95	40.2	24.7	4.34
	75	62	44.6	33.8	2.72	42.8	34.0	2.95	40.9	33.1	3.22	38.8	32.8	3.53	36.6	32.3	3.88	34.3	32.1	4.27

HEATING EXPANDED RATINGS WITH COIL (CONTINUED)

CSH1BE4M1SP42K with C7B(A,H)MX42(C,U)-B
 CSH1BE4M1SP42K with C7B(A,H)M03642(C,U)-B + TXV

CFM		OUTDOOR TEMPERATURE (Deg. F)																							
		10			17			20			30			40			47			50			60		
		MBH	COP	kW	MBH	COP	kW	MBH	COP	kW	MBH	COP	kW	MBH	COP	kW	MBH	COP	kW	MBH	COP	kW	MBH	COP	kW
Indoor T. Deg.F																									
1125	60	21.9	2.48	2.59	25.7	2.81	2.69	27.4	2.94	2.73	32.8	3.36	2.87	38.3	3.74	3.01	42.2	3.98	3.11	43.8	4.08	3.15	49.3	4.40	3.29
	70	21.1	2.29	2.71	24.8	2.59	2.81	26.4	2.71	2.86	31.7	3.09	3.01	37.0	3.43	3.17	40.7	3.65	3.27	42.3	3.74	3.32	47.6	4.02	3.47
	80	20.6	2.12	2.84	24.1	2.39	2.96	25.7	2.50	3.01	30.7	2.84	3.17	35.8	3.14	3.34	39.3	3.34	3.45	40.9	3.42	3.50	45.9	3.67	3.67
1275	60	22.0	2.45	2.64	25.9	2.79	2.73	27.6	2.92	2.77	33.2	3.35	2.90	38.8	3.75	3.03	42.7	4.00	3.13	44.3	4.11	3.17	49.9	4.44	3.30
	70	21.3	2.27	2.75	25.1	2.58	2.85	26.7	2.70	2.90	32.1	3.09	3.04	37.4	3.44	3.19	41.2	3.67	3.29	42.8	3.76	3.34	48.2	4.06	3.48
	80	20.7	2.11	2.89	24.3	2.38	3.00	25.9	2.49	3.05	31.1	2.84	3.20	36.2	3.16	3.36	39.8	3.37	3.47	41.4	3.45	3.52	46.5	3.71	3.67
1425	60	22.1	2.42	2.68	26.1	2.76	2.77	27.8	2.90	2.81	33.4	3.34	2.94	39.1	3.74	3.06	43.1	4.01	3.15	44.8	4.11	3.19	50.5	4.45	3.32
	70	21.6	2.26	2.80	25.4	2.57	2.89	27.0	2.70	2.94	32.4	3.09	3.08	37.8	3.45	3.22	41.6	3.68	3.31	43.3	3.78	3.36	48.7	4.08	3.50
	80	20.9	2.09	2.93	24.6	2.37	3.04	26.1	2.49	3.08	31.4	2.84	3.23	36.6	3.17	3.38	40.2	3.38	3.49	41.8	3.47	3.53	47.0	3.74	3.69

COOLING EXPANDED RATINGS WITH AIR HANDLER (CONTINUED)

CSH1BE4M1SP42K with B6BMM042K-B

O.D.T			65°F			75°F			85°F			95°F			105°F			115°F		
CFM	E.D.B.	E.W.B.	T.C.	S.C.	K.W.	T.C.	S.C.	K.W.	T.C.	S.C.	K.W.	T.C.	S.C.	K.W.	T.C.	S.C.	K.W.	T.C.	S.C.	K.W.
1225	80	62	41.7	33.3	2.44	40.2	33.1	2.67	38.4	33.2	2.94	36.6	32.5	3.25	34.61	33.78	3.60	32.55	31.78	3.99
	80	67	45.6	27.5	2.46	43.8	27.3	2.69	41.9	27.6	2.97	39.8	27.1	3.27	37.56	26.63	3.62	35.21	24.90	4.02
	80	72	50.2	21.1	2.48	48.1	21.0	2.72	46.0	21.4	2.99	43.6	21.0	3.31	41.15	20.64	3.66	38.52	21.12	4.05
	75	62	41.5	27.8	2.44	39.9	27.6	2.67	38.2	27.8	2.94	36.2	27.1	3.25	34.23	24.98	3.60	32.11	26.80	3.99
1400	80	62	42.7	35.7	2.51	41.1	36.3	2.74	39.3	35.4	3.01	37.4	34.8	3.32	35.41	34.21	3.67	33.54	33.26	4.06
	80	67	46.6	29.4	2.52	44.7	30.2	2.76	42.7	29.4	3.03	40.4	29.1	3.34	38.17	28.95	3.69	35.71	28.89	4.09
	80	72	51.1	22.3	2.54	49.0	23.3	2.78	46.7	22.6	3.06	44.2	22.4	3.38	41.62	22.53	3.73	38.90	22.61	4.12
	75	62	42.4	29.7	2.51	40.7	30.2	2.74	38.8	29.5	3.01	36.9	29.1	3.32	34.76	28.96	3.67	32.58	28.80	4.05
1575	80	62	43.6	38.3	2.57	41.9	38.3	2.81	40.2	37.1	3.08	38.3	36.3	3.39	36.42	35.19	3.74	34.43	34.29	4.14
	80	67	47.2	31.6	2.59	45.3	32.0	2.83	43.2	31.2	3.10	40.9	30.9	3.41	38.55	30.64	3.76	36.04	30.70	4.15
	80	72	51.7	23.9	2.61	49.5	24.4	2.85	47.1	23.7	3.13	44.6	23.7	3.44	42.01	23.60	3.80	39.25	23.82	4.19
	75	62	43.1	31.7	2.57	41.3	32.0	2.81	39.4	31.2	3.07	37.4	31.0	3.38	35.19	30.60	3.73	32.94	30.52	4.12

CSH1BE4M1SP48K with B6BMM060K-C

O.D.T			65°F			75°F			85°F			95°F			105°F			115°F		
CFM	E.D.B.	E.W.B.	T.C.	S.C.	K.W.	T.C.	S.C.	K.W.	T.C.	S.C.	K.W.	T.C.	S.C.	K.W.	T.C.	S.C.	K.W.	T.C.	S.C.	K.W.
1400	80	62	47.1	36.1	2.64	45.3	35.9	2.92	43.2	35.7	3.23	41.0	35.0	3.59	38.65	36.75	3.99	36.19	34.41	4.44
	80	67	51.7	29.7	2.67	49.5	29.5	2.95	47.3	29.8	3.26	44.9	29.2	3.62	42.30	28.72	4.02	39.65	26.54	4.47
	80	72	56.7	23.1	2.70	54.4	22.9	2.98	51.9	23.4	3.29	49.2	22.8	3.65	46.39	22.45	4.05	43.45	22.98	4.50
	75	62	47.1	30.2	2.64	45.2	29.9	2.92	43.1	30.1	3.23	40.9	29.4	3.59	38.53	27.04	3.99	36.06	29.10	4.44
1600	80	62	48.3	38.3	2.70	46.3	39.1	2.97	44.2	38.1	3.29	41.9	37.6	3.64	39.45	37.18	4.05	36.93	36.62	4.49
	80	67	52.9	31.6	2.72	50.7	32.5	3.00	48.3	31.7	3.32	45.8	31.3	3.67	43.08	31.29	4.07	40.29	31.26	4.52
	80	72	58.0	24.3	2.75	55.5	25.4	3.03	52.9	24.6	3.35	50.1	24.3	3.71	47.16	24.42	4.11	44.09	24.55	4.55
	75	62	48.1	32.1	2.70	46.2	32.8	2.97	44.0	32.0	3.28	41.7	31.5	3.64	39.24	31.41	4.05	36.68	31.26	4.49
1800	80	62	49.2	41.1	2.75	47.2	41.3	3.02	45.0	40.3	3.34	42.6	39.7	3.70	40.19	38.83	4.10	38.03	37.86	4.55
	80	67	53.8	33.9	2.77	51.5	34.3	3.05	49.1	33.5	3.37	46.4	33.3	3.73	43.68	33.07	4.13	40.82	33.20	4.57
	80	72	59.0	26.0	2.81	56.4	26.5	3.08	53.6	25.7	3.40	50.8	25.7	3.76	47.75	25.54	4.16	44.61	25.83	4.60
	75	62	49.0	34.4	2.75	47.0	34.6	3.02	44.7	33.8	3.34	42.3	33.5	3.69	39.80	33.18	4.10	37.15	32.84	4.54

CSH1BE4M1SP60KA with B6BMMX60K-C

O.D.T			65°F			75°F			85°F			95°F			105°F			115°F		
CFM	E.D.B.	E.W.B.	T.C.	S.C.	K.W.	T.C.	S.C.	K.W.	T.C.	S.C.	K.W.	T.C.	S.C.	K.W.	T.C.	S.C.	K.W.	T.C.	S.C.	K.W.
1495	80	62	56.1	45.2	3.33	54.2	44.3	3.69	52.1	43.2	4.09	50.0	42.0	4.56	47.6	40.9	5.12	45.0	39.7	5.79
	80	67	60.8	38.6	3.40	58.5	37.5	3.76	56.1	36.4	4.16	53.8	35.3	4.62	51.4	34.3	5.16	48.8	33.1	5.78
	80	72	65.6	31.5	3.48	62.7	30.2	3.84	59.8	29.2	4.23	57.1	28.1	4.69	54.4	27.0	5.21	51.6	25.9	5.81
	75	62	54.7	38.3	3.31	54.0	37.8	3.68	52.0	36.9	4.09	49.9	35.8	4.55	47.5	34.6	5.12	44.8	33.3	5.78
	75	67	60.7	32.1	3.40	58.3	31.0	3.76	56.0	29.9	4.16	53.6	28.9	4.62	51.2	27.8	5.15	48.6	26.8	5.78
1645	80	62	57.2	47.1	3.36	55.1	46.0	3.72	53.1	44.9	4.12	50.9	43.9	4.59	48.4	42.8	5.15	45.7	41.5	5.81
	80	67	62.0	40.0	3.43	59.5	38.9	3.79	57.1	37.8	4.19	54.7	36.7	4.65	52.2	35.6	5.19	49.5	34.4	5.81
	80	72	66.9	32.5	3.50	63.7	31.3	3.87	60.8	30.0	4.27	58.0	28.9	4.72	55.1	27.8	5.25	52.3	26.7	5.84
	75	62	55.8	39.7	3.34	55.0	39.3	3.71	52.9	38.3	4.11	50.7	37.1	4.58	48.3	36.0	5.14	45.5	34.7	5.81
	75	67	61.8	33.0	3.43	59.3	31.9	3.79	56.9	30.8	4.19	54.5	29.9	4.65	52.0	28.8	5.18	49.4	27.6	5.81
1795	80	62	58.1	48.9	3.39	56.0	47.8	3.74	53.8	46.7	4.15	51.6	45.6	4.62	49.1	44.6	5.17	46.3	43.3	5.83
	80	67	62.9	41.3	3.46	60.4	40.2	3.82	57.9	39.1	4.22	55.4	38.0	4.69	52.9	36.9	5.22	50.1	35.6	5.84
	80	72	68.0	33.4	3.52	64.8	32.1	3.88	61.6	30.8	4.30	58.7	29.7	4.76	55.8	28.6	5.28	52.9	27.5	5.88
	75	62	56.7	41.1	3.37	55.8	40.6	3.74	53.7	39.6	4.14	51.5	38.5	4.61	49.0	37.3	5.17	46.1	35.9	5.83
	75	67	62.8	33.9	3.46	60.2	32.8	3.82	57.7	31.7	4.22	55.3	30.7	4.68	52.7	29.5	5.22	50.0	28.3	5.84

HEATING EXPANDED RATINGS WITH AIR HANDLER (CONTINUED)

CSH1BE4M1SP42K with B6BMM042K-B

CFM		OUTDOOR TEMPERATURE (Deg. F)																							
		10			17			20			30			40			47			50			60		
		Indoor T. Deg.F	MBH	COP	kW	MBH	COP	kW	MBH	COP	kW	MBH	COP	kW	MBH	COP	kW	MBH	COP	kW	MBH	COP	kW		
1125	60	21.0	2.39	2.58	24.9	2.75	2.65	26.6	2.90	2.69	32.1	3.38	2.79	37.7	3.81	2.90	41.6	4.10	2.97	43.3	4.22	3.01	48.8	4.60	3.11
	70	20.3	2.21	2.69	24.1	2.54	2.77	25.7	2.68	2.81	31.0	3.11	2.93	36.4	3.50	3.05	40.1	3.76	3.13	41.7	3.87	3.17	47.1	4.20	3.29
	80	19.8	2.05	2.82	23.4	2.35	2.91	24.9	2.47	2.95	30.0	2.86	3.08	35.2	3.22	3.20	38.8	3.45	3.29	40.3	3.55	3.33	45.4	3.85	3.46
1275	60	21.2	2.37	2.62	25.1	2.74	2.70	26.8	2.89	2.73	32.5	3.37	2.83	38.1	3.82	2.93	42.1	4.12	3.00	43.8	4.24	3.03	49.4	4.63	3.13
	70	20.5	2.20	2.74	24.3	2.53	2.82	25.9	2.67	2.85	31.4	3.11	2.96	36.8	3.51	3.07	40.6	3.78	3.15	42.2	3.89	3.19	47.7	4.24	3.30
	80	19.9	2.03	2.87	23.6	2.34	2.95	25.1	2.46	2.99	30.4	2.86	3.11	35.6	3.23	3.23	39.2	3.47	3.32	40.8	3.57	3.35	46.0	3.89	3.47
1425	60	21.3	2.34	2.67	25.3	2.71	2.73	27.0	2.86	2.76	32.7	3.36	2.86	38.5	3.81	2.96	42.5	4.12	3.03	44.2	4.24	3.06	50.0	4.65	3.15
	70	20.7	2.19	2.78	24.6	2.52	2.86	26.2	2.66	2.89	31.7	3.11	3.00	37.2	3.52	3.10	41.1	3.79	3.18	42.7	3.90	3.21	48.2	4.26	3.32
	80	20.1	2.02	2.91	23.8	2.33	2.99	25.4	2.46	3.03	30.7	2.86	3.14	35.9	3.23	3.26	39.6	3.48	3.34	41.2	3.58	3.37	46.5	3.91	3.49

CSH1BE4M1SP48K with B6BMM060K-C

CFM		OUTDOOR TEMPERATURE (Deg. F)																							
		10			17			20			30			40			47			50			60		
		Indoor T. Deg.F	MBH	COP	kW	MBH	COP	kW	MBH	COP	kW	MBH	COP	kW	MBH	COP	kW	MBH	COP	kW	MBH	COP	kW		
1355	60	22.8	2.50	2.67	27.4	2.89	2.78	29.3	3.04	2.83	35.9	3.53	2.98	42.4	3.96	3.14	47.0	4.24	3.25	48.9	4.36	3.29	55.5	4.72	3.45
	70	22.0	2.30	2.80	26.5	2.66	2.92	28.4	2.80	2.97	34.7	3.24	3.14	41.1	3.64	3.31	45.5	3.90	3.43	47.4	4.00	3.48	53.8	4.33	3.65
	80	21.5	2.14	2.95	25.8	2.46	3.08	27.6	2.59	3.13	33.7	2.99	3.31	39.9	3.35	3.49	44.2	3.58	3.62	46.0	3.67	3.68	52.1	3.96	3.86
1555	60	23.0	2.48	2.73	27.7	2.87	2.83	29.7	3.03	2.87	36.3	3.53	3.02	43.0	3.98	3.16	47.6	4.28	3.27	49.6	4.40	3.31	56.3	4.78	3.46
	70	22.3	2.29	2.86	26.8	2.65	2.97	28.8	2.80	3.02	35.2	3.25	3.18	41.6	3.66	3.33	46.2	3.93	3.45	48.1	4.04	3.49	54.5	4.38	3.65
	80	21.7	2.11	3.01	26.1	2.44	3.13	27.9	2.58	3.18	34.2	2.99	3.35	40.4	3.37	3.52	44.8	3.61	3.64	46.7	3.71	3.69	52.9	4.02	3.86
1755	60	23.1	2.44	2.78	27.9	2.84	2.88	29.9	3.00	2.92	36.7	3.52	3.06	43.5	3.98	3.20	48.2	4.29	3.30	50.3	4.41	3.34	57.0	4.80	3.48
	70	22.6	2.28	2.92	27.2	2.64	3.02	29.1	2.79	3.07	35.7	3.25	3.22	42.2	3.68	3.37	46.8	3.95	3.47	48.7	4.06	3.52	55.2	4.42	3.67
	80	22.0	2.10	3.07	26.4	2.43	3.18	28.3	2.57	3.23	34.6	3.00	3.39	40.9	3.38	3.55	45.4	3.63	3.66	47.2	3.74	3.71	53.6	4.06	3.87

CSH1BE4M1SP60KA with B6BMMX60K-C

CFM		OUTDOOR TEMPERATURE (Deg. F)																							
		10			17			20			30			40			47			50			60		
		Indoor T. Deg.F	MBH	COP	kW	MBH	COP	kW	MBH	COP	kW	MBH	COP	kW	MBH	COP	kW	MBH	COP	kW	MBH	COP	kW		
1445	60	30.0	2.68	3.29	35.3	3.01	3.44	37.5	3.15	3.50	45.1	3.56	3.71	52.6	3.94	3.92	57.9	4.18	4.07	60.1	4.27	4.13	67.7	4.57	4.34
	70	29.1	2.43	3.51	34.3	2.74	3.67	36.5	2.87	3.73	43.9	3.26	3.95	51.3	3.61	4.17	56.4	3.83	4.32	58.7	3.92	4.39	66.0	4.20	4.61
	80	28.6	2.23	3.76	33.6	2.52	3.92	35.8	2.63	3.99	42.9	2.98	4.22	50.1	3.30	4.45	55.1	3.50	4.62	57.3	3.59	4.68	64.5	3.84	4.92
1645	60	30.3	2.67	3.33	35.7	3.02	3.47	37.9	3.16	3.53	45.6	3.59	3.72	53.2	3.98	3.92	58.6	4.23	4.06	60.9	4.33	4.12	68.5	4.65	4.32
	70	29.4	2.43	3.55	34.7	2.75	3.69	36.9	2.88	3.75	44.4	3.29	3.96	51.9	3.65	4.17	57.1	3.88	4.31	59.3	3.98	4.37	66.8	4.28	4.58
	80	28.8	2.22	3.80	33.9	2.52	3.95	36.1	2.64	4.01	43.4	3.01	4.23	50.7	3.35	4.44	55.8	3.56	4.59	58.0	3.65	4.66	65.3	3.93	4.87
1845	60	30.3	2.64	3.37	35.8	3.00	3.50	38.1	3.14	3.56	45.9	3.59	3.75	53.7	3.99	3.95	59.2	4.25	4.08	61.5	4.36	4.14	69.3	4.69	4.33
	70	29.8	2.43	3.60	35.1	2.76	3.73	37.3	2.89	3.79	44.9	3.30	3.99	52.4	3.68	4.18	57.7	3.92	4.32	59.9	4.02	4.38	67.5	4.33	4.57
	80	29.1	2.22	3.84	34.3	2.52	3.99	36.5	2.64	4.05	43.8	3.03	4.25	51.2	3.38	4.45	56.3	3.60	4.59	58.5	3.69	4.65	65.9	3.99	4.85

COOLING EXPANDED RATINGS WITH ECM AIR HANDLER (CONT.)

CSH1BE4M1SP42K with B6EMMX42K-B

O.D.T			65°F			75°F			85°F			95°F			105°F			115°F		
CFM	EDB	EWB	T.C.	S.C.	K.W.	T.C.	S.C.	K.W.	T.C.	S.C.	K.W.	T.C.	S.C.	K.W.	T.C.	S.C.	K.W.	T.C.	S.C.	K.W.
1225	80	62	41.9	33.4	2.41	40.5	33.2	2.62	38.8	33.3	2.87	37.0	32.7	3.17	35.1	34.1	3.51	33.2	32.2	3.90
	80	67	45.9	27.6	2.43	44.1	27.5	2.64	42.2	27.7	2.89	40.2	27.2	3.19	38.1	26.9	3.53	35.9	25.1	3.92
	80	72	50.6	21.3	2.45	48.6	21.2	2.66	46.4	21.7	2.93	44.1	21.3	3.22	41.7	21.0	3.56	39.1	21.5	3.94
	75	62	41.7	28.0	2.41	40.2	27.7	2.62	38.5	27.9	2.87	36.7	27.4	3.17	34.8	25.3	3.51	32.7	27.1	3.89
1400	80	62	43.1	35.9	2.45	41.5	36.5	2.67	39.7	35.6	2.91	37.9	35.1	3.21	36.1	34.6	3.55	34.2	33.9	3.94
	80	67	46.9	29.5	2.47	45.1	30.3	2.68	43.1	29.6	2.93	41.0	29.3	3.23	38.8	29.3	3.57	36.5	29.2	3.96
	80	72	51.5	22.5	2.48	49.4	23.6	2.71	47.0	22.9	2.96	44.6	22.7	3.26	42.2	22.8	3.60	39.7	22.9	3.98
	75	62	42.6	29.8	2.45	41.0	30.4	2.66	39.3	29.7	2.91	37.4	29.3	3.21	35.4	29.2	3.55	33.3	29.1	3.93
1575	80	62	44.1	38.5	2.49	42.4	38.6	2.70	40.7	37.5	2.96	38.8	36.9	3.25	37.1	35.8	3.59	35.2	35.1	3.98
	80	67	47.7	31.8	2.51	45.8	32.2	2.72	43.8	31.4	2.97	41.6	31.1	3.27	39.4	30.9	3.61	37.0	31.1	4.00
	80	72	52.0	24.2	2.53	49.9	24.7	2.74	47.7	24.0	3.00	45.3	24.0	3.30	42.8	23.9	3.64	40.2	24.2	4.02
	75	62	43.5	31.9	2.49	41.8	32.2	2.70	40.0	31.4	2.95	38.0	31.2	3.25	36.0	30.9	3.59	33.8	30.9	3.97

CSH1BE4M1SP48K with B6EMMX48K-C

O.D.T			65°F			75°F			85°F			95°F			105°F			115°F		
CFM	EDB	EWB	T.C.	S.C.	K.W.	T.C.	S.C.	K.W.	T.C.	S.C.	K.W.	T.C.	S.C.	K.W.	T.C.	S.C.	K.W.	T.C.	S.C.	K.W.
1400	80	62	47.9	37.9	2.67	45.8	37.4	2.95	43.7	37.5	3.22	41.5	36.7	3.55	39.3	38.2	3.92	37.0	36.0	4.33
	80	67	52.4	31.3	2.70	49.8	30.9	2.98	47.6	31.2	3.25	45.2	30.5	3.57	42.7	30.0	3.94	40.0	28.0	4.36
	80	72	57.8	24.3	2.74	54.9	24.1	3.01	52.2	24.5	3.28	49.3	24.0	3.60	46.3	23.5	3.97	43.5	24.0	4.38
	75	62	47.7	31.7	2.67	45.5	31.3	2.95	43.4	31.4	3.22	41.2	30.7	3.55	38.9	28.3	3.92	36.4	30.2	4.33
1600	80	62	49.2	40.6	2.72	46.8	41.1	3.00	44.7	40.1	3.28	42.5	39.4	3.60	40.2	38.8	3.97	38.1	37.8	4.38
	80	67	53.6	33.4	2.75	50.9	34.1	3.04	48.5	33.2	3.30	46.0	32.8	3.62	43.5	32.8	3.99	40.7	32.7	4.41
	80	72	58.7	25.7	2.78	55.4	26.6	3.06	52.8	25.8	3.33	50.0	25.4	3.65	47.2	25.5	4.02	44.2	25.5	4.43
	75	62	48.8	33.8	2.73	46.4	34.4	3.00	44.3	33.5	3.27	42.0	32.8	3.60	39.6	32.6	3.97	37.1	32.4	4.38
1800	80	62	50.2	43.6	2.78	47.9	43.5	3.05	45.7	42.2	3.33	43.5	41.3	3.65	41.4	40.0	4.02	39.2	39.1	4.44
	80	67	54.6	35.9	2.80	51.8	36.1	3.08	49.3	35.2	3.35	46.8	35.0	3.67	44.0	34.7	4.04	41.3	34.6	4.46
	80	72	59.4	27.5	2.83	56.3	27.8	3.11	53.6	26.9	3.38	50.7	26.8	3.70	47.8	26.6	4.06	44.8	26.8	4.47
	75	62	49.7	36.3	2.77	47.3	36.2	3.05	45.0	35.2	3.32	42.6	34.9	3.65	40.1	34.5	4.02	37.6	34.4	4.43

CSH1BE4M1SP60KA with B6EMMX60K-C

O.D.T			65°F			75°F			85°F			95°F			105°F			115°F		
CFM	EDB	EWB	T.C.	S.C.	K.W.	T.C.	S.C.	K.W.	T.C.	S.C.	K.W.	T.C.	S.C.	K.W.	T.C.	S.C.	K.W.	T.C.	S.C.	K.W.
1495	80	62	56.1	45.2	3.33	54.2	44.3	3.69	52.1	43.2	4.09	50.0	42.0	4.56	47.6	40.9	5.12	45.0	39.7	5.79
	80	67	60.8	38.6	3.40	58.5	37.5	3.76	56.1	36.4	4.16	53.8	35.3	4.62	51.4	34.3	5.16	48.8	33.1	5.78
	80	72	65.6	31.5	3.48	62.7	30.2	3.84	59.8	29.2	4.23	57.1	28.1	4.69	54.4	27.0	5.21	51.6	25.9	5.81
	75	62	54.7	38.3	3.31	54.0	37.8	3.68	52.0	36.9	4.09	49.9	35.8	4.55	47.5	34.6	5.12	44.8	33.3	5.78
	75	67	60.7	32.1	3.40	58.3	31.0	3.76	56.0	29.9	4.16	53.6	28.9	4.62	51.2	27.8	5.15	48.6	26.8	5.78
1645	80	62	57.2	47.1	3.36	55.1	46.0	3.72	53.1	44.9	4.12	50.9	43.9	4.59	48.4	42.8	5.15	45.7	41.5	5.81
	80	67	62.0	40.0	3.43	59.5	38.9	3.79	57.1	37.8	4.19	54.7	36.7	4.65	52.2	35.6	5.19	49.5	34.4	5.81
	80	72	66.9	32.5	3.50	63.7	31.3	3.87	60.8	30.0	4.27	58.0	28.9	4.72	55.1	27.8	5.25	52.3	26.7	5.84
	75	62	55.8	39.7	3.34	55.0	39.3	3.71	52.9	38.3	4.11	50.7	37.1	4.58	48.3	36.0	5.14	45.5	34.7	5.81
	75	67	61.8	33.0	3.43	59.3	31.9	3.79	56.9	30.8	4.19	54.5	29.9	4.65	52.0	28.8	5.18	49.4	27.6	5.81
1795	80	62	58.1	48.9	3.39	56.0	47.8	3.74	53.8	46.7	4.15	51.6	45.6	4.62	49.1	44.6	5.17	46.3	43.3	5.83
	80	67	62.9	41.3	3.46	60.4	40.2	3.82	57.9	39.1	4.22	55.4	38.0	4.69	52.9	36.9	5.22	50.1	35.6	5.84
	80	72	68.0	33.4	3.52	64.8	32.1	3.88	61.6	30.8	4.30	58.7	29.7	4.76	55.8	28.6	5.28	52.9	27.5	5.88
	75	62	56.7	41.1	3.37	55.8	40.6	3.74	53.7	39.6	4.14	51.5	38.5	4.61	49.0	37.3	5.17	46.1	35.9	5.83
	75	67	62.8	33.9	3.46	60.2	32.8	3.82	57.7	31.7	4.22	55.3	30.7	4.68	52.7	29.5	5.22	50.0	28.3	5.84

HEATING EXPANDED RATINGS WITH ECM AIR HANDLER

CSH1BE4M1SP18K with B6EMMX24K-A

CFM	Indoor T. Deg. F	OUTDOOR TEMPERATURE (Deg. F)																							
		10			17			20			30			40			47			50			60		
		MBH	COP	KW	MBH	COP	KW	MBH	COP	KW	MBH	COP	KW	MBH	COP	KW	MBH	COP	KW	MBH	COP	KW	MBH	COP	KW
560	60	7.5	1.93	1.06	9.1	2.35	1.09	9.8	2.53	1.10	12.2	3.07	1.15	14.7	3.56	1.19	16.5	3.86	1.22	17.3	3.98	1.23	20.0	4.36	1.28
	70	7.1	1.67	1.20	8.7	2.07	1.23	9.4	2.24	1.24	11.8	2.75	1.29	14.3	3.20	1.33	16.2	3.48	1.36	16.9	3.60	1.37	19.6	3.94	1.42
	80	6.7	1.42	1.34	8.3	1.80	1.37	9.0	1.95	1.39	11.5	2.43	1.43	14.0	2.85	1.47	15.8	3.11	1.50	16.6	3.21	1.52	19.2	3.52	1.56
660	60	7.9	2.00	1.09	9.5	2.43	1.12	10.2	2.60	1.13	12.7	3.14	1.17	15.2	3.63	1.22	17.0	3.94	1.25	17.8	4.06	1.26	20.4	4.43	1.30
	70	7.5	1.75	1.23	9.2	2.15	1.26	9.9	2.31	1.27	12.3	2.82	1.32	14.8	3.28	1.36	16.6	3.56	1.39	17.4	3.67	1.40	20.0	4.01	1.45
	80	7.1	1.49	1.37	8.8	1.87	1.40	9.5	2.03	1.42	11.9	2.50	1.46	14.4	2.92	1.50	16.2	3.18	1.53	17.0	3.29	1.55	19.7	3.59	1.59
760	60	8.3	2.09	1.12	10.0	2.52	1.15	10.7	2.69	1.16	13.1	3.23	1.20	15.6	3.72	1.25	17.4	4.03	1.28	18.2	4.15	1.29	20.9	4.52	1.33
	70	8.0	1.84	1.26	9.6	2.24	1.29	10.3	2.40	1.30	12.7	2.91	1.35	15.2	3.37	1.39	17.0	3.65	1.42	17.8	3.76	1.43	20.5	4.10	1.48
	80	7.6	1.58	1.40	9.2	1.96	1.43	9.9	2.12	1.45	12.3	2.59	1.49	14.8	3.01	1.53	16.6	3.27	1.56	17.4	3.37	1.57	20.1	3.68	1.62

CSH1BE4M1SP24K with B6EMMX24K-A

CFM	Indoor T. Deg. F	OUTDOOR TEMPERATURE (Deg. F)																							
		10			17			20			30			40			47			50			60		
		MBH	COP	KW	MBH	COP	KW	MBH	COP	KW	MBH	COP	KW	MBH	COP	KW	MBH	COP	KW	MBH	COP	KW	MBH	COP	KW
710	60	11.2	2.52	1.31	13.3	2.89	1.35	14.2	3.03	1.36	17.0	3.44	1.42	19.4	3.76	1.48	20.9	3.93	1.52	21.5	3.99	1.54	23.3	4.12	1.60
	70	11.0	2.14	1.50	13.2	2.51	1.54	14.1	2.65	1.56	16.8	3.07	1.62	19.2	3.39	1.68	20.7	3.55	1.72	21.3	3.61	1.73	23.1	3.74	1.79
	80	10.8	1.77	1.70	13.0	2.13	1.74	13.9	2.28	1.76	16.6	2.69	1.81	19.1	3.01	1.87	20.6	3.18	1.91	21.2	3.24	1.93	23.0	3.37	1.99
810	60	11.2	2.53	1.32	13.4	2.89	1.36	14.2	3.04	1.37	17.0	3.45	1.43	19.4	3.77	1.49	20.9	3.94	1.53	21.5	4.00	1.55	23.3	4.13	1.61
	70	11.0	2.15	1.51	13.2	2.52	1.55	14.1	2.66	1.57	16.8	3.08	1.63	19.3	3.40	1.69	20.8	3.56	1.73	21.4	3.62	1.74	23.2	3.75	1.80
	80	10.9	1.78	1.71	13.0	2.14	1.75	13.9	2.29	1.77	16.7	2.70	1.82	19.1	3.02	1.88	20.6	3.19	1.92	21.2	3.24	1.94	23.0	3.38	2.00
910	60	11.2	2.54	1.33	13.4	2.90	1.37	14.3	3.05	1.39	17.0	3.46	1.44	19.4	3.78	1.50	20.9	3.95	1.54	21.5	4.01	1.56	23.3	4.14	1.62
	70	11.0	2.16	1.52	13.2	2.53	1.56	14.1	2.67	1.58	16.9	3.09	1.64	19.3	3.40	1.70	20.8	3.57	1.74	21.4	3.63	1.76	23.2	3.76	1.81
	80	10.9	1.79	1.72	13.1	2.15	1.76	13.9	2.29	1.78	16.7	2.71	1.83	19.1	3.03	1.89	20.6	3.20	1.93	21.2	3.25	1.95	23.0	3.38	2.01

CSH1BE4M1SP30K with B6EMMX30K-A

CFM	Indoor T. Deg. F	OUTDOOR TEMPERATURE (Deg. F)																							
		10			17			20			30			40			47			50			60		
		MBH	COP	KW	MBH	COP	KW	MBH	COP	KW	MBH	COP	KW	MBH	COP	KW	MBH	COP	KW	MBH	COP	KW	MBH	COP	KW
940	60	14.4	2.86	1.41	16.6	3.21	1.50	17.6	3.35	1.55	21.1	3.77	1.68	24.9	4.14	1.82	27.7	4.36	1.91	28.9	4.44	1.96	33.2	4.68	2.09
	70	13.7	2.40	1.61	15.9	2.75	1.71	16.9	2.89	1.75	20.4	3.31	1.88	24.1	3.68	2.02	26.9	3.89	2.12	28.2	3.98	2.16	32.5	4.22	2.29
	80	13.0	1.94	1.81	15.2	2.29	1.91	16.2	2.42	1.95	19.7	2.85	2.09	23.4	3.21	2.22	26.2	3.43	2.32	27.4	3.52	2.36	31.8	3.76	2.50
1040	60	14.9	2.81	1.42	17.1	3.16	1.51	18.1	3.30	1.55	21.6	3.73	1.69	25.3	4.09	1.83	28.1	4.31	1.92	29.4	4.40	1.96	33.7	4.64	2.10
	70	14.2	2.35	1.62	16.4	2.70	1.71	17.4	2.84	1.75	20.8	3.27	1.89	24.6	3.63	2.03	27.4	3.85	2.12	28.6	3.93	2.16	32.9	4.18	2.30
	80	13.4	1.89	1.82	15.6	2.24	1.91	16.6	2.38	1.96	20.1	2.81	2.09	23.9	3.17	2.23	26.7	3.39	2.32	27.9	3.47	2.37	32.2	3.71	2.50
1140	60	15.3	2.76	1.42	17.6	3.11	1.52	18.5	3.25	1.56	22.0	3.68	1.70	25.8	4.04	1.83	28.6	4.26	1.93	29.8	4.35	1.97	34.1	4.59	2.10
	70	14.6	2.30	1.62	16.8	2.65	1.72	17.8	2.79	1.76	21.3	3.22	1.90	25.0	3.58	2.03	27.8	3.80	2.13	29.1	3.89	2.17	33.4	4.13	2.31
	80	13.9	1.84	1.83	16.1	2.19	1.92	17.1	2.33	1.96	20.6	2.76	2.10	24.3	3.12	2.24	27.1	3.34	2.33	28.4	3.42	2.37	32.7	3.67	2.51

CSH1BE4M1SP36K with B6EMMX36K-B

CFM	Indoor T. Deg. F	OUTDOOR TEMPERATURE (Deg. F)																							
		10			17			20			30			40			47			50			60		
		MBH	COP	KW	MBH	COP	KW	MBH	COP	KW	MBH	COP	KW	MBH	COP	KW	MBH	COP	KW	MBH	COP	KW	MBH	COP	KW
990	60	17.2	2.56	1.82	20.1	2.99	1.88	21.3	3.17	1.90	25.4	3.69	1.99	29.2	4.14	2.07	31.9	4.41	2.13	33.0	4.51	2.15	36.5	4.80	2.23
	70	16.3	2.29	2.07	19.2	2.67	2.13	20.5	2.83	2.16	24.5	3.29	2.24	28.4	3.67	2.32	31.0	3.89	2.38	32.1	3.97	2.40	35.6	4.19	2.48
	80	15.4	2.01	2.32	18.3	2.35	2.38	19.6	2.48	2.41	23.6	2.88	2.49	27.5	3.19	2.57	30.1	3.37	2.63	31.2	3.43	2.65	34.7	3.59	2.73
1140	60	18.3	2.65	1.86	21.3	3.08	1.92	22.5	3.26	1.94	26.5	3.78	2.02	30.4	4.23	2.10	33.0	4.50	2.16	34.1	4.60	2.19	37.7	4.89	2.27
	70	17.4	2.38	2.11	20.4	2.76	2.17	21.6	2.91	2.19	25.6	3.38	2.27	29.5	3.76	2.36	32.1	3.98	2.41	33.2	4.06	2.44	36.8	4.28	2.52
	80	16.5	2.10	2.36	19.5	2.44	2.42	20.7	2.57	2.44	24.7	2.97	2.52	28.6	3.28	2.61	31.2	3.46	2.66	32.3	3.52	2.69	35.9	3.68	2.77
1290	60	19.5	2.75	1.89	22.4	3.19	1.95	23.7	3.36	1.98	27.7	3.89	2.06	31.5	4.33	2.14	34.2	4.60	2.20	35.3	4.70	2.22	38.8	4.99	2.30
	70	18.6	2.48	2.14	21.5	2.86	2.20	22.8	3.02	2.23	26.8	3.48	2.31	30.7	3.86	2.39	33.3	4.08	2.45	34.4	4.16	2.47	37.9	4.38	2.55
	80	17.7	2.20	2.40	20.6	2.54	2.45	21.9	2.67	2.48	25.9	3.07	2.56	29.8	3.38	2.64	32.4	3.56	2.70	33.5	3.62	2.72	37.0	3.78	2.81

HEATING EXPANDED RATINGS WITH ECM AIR HANDLER (CONT.)

CSH1BE4M1SP42K with B6EMMX42K-B

CFM		OUTDOOR TEMPERATURE (Deg. F)																							
		10			17			20			30			40			47			50			60		
		Indoor T. Deg. F	MBH	COP	KW	MBH	COP	KW	MBH	COP	KW	MBH	COP	KW	MBH	COP	KW	MBH	COP	KW	MBH	COP	KW		
1055	60	20.3	2.62	2.23	23.5	2.86	2.34	24.9	2.96	2.39	29.8	3.28	2.55	34.8	3.56	2.71	38.5	3.75	2.83	40.1	3.83	2.88	45.6	4.07	3.04
	70	20.0	2.23	2.56	23.2	2.51	2.67	24.6	2.62	2.72	29.5	2.99	2.88	34.5	3.33	3.05	38.2	3.56	3.16	39.8	3.65	3.21	45.3	3.95	3.37
	80	19.7	1.83	2.89	22.9	2.15	3.00	24.3	2.28	3.05	29.2	2.70	3.21	34.2	3.10	3.38	37.9	3.36	3.49	39.5	3.47	3.54	45.0	3.82	3.70
1205	60	20.3	2.68	2.24	23.6	2.92	2.35	25.0	3.02	2.40	29.9	3.33	2.56	34.9	3.62	2.73	38.6	3.81	2.84	40.2	3.89	2.89	45.7	4.13	3.05
	70	20.0	2.29	2.57	23.3	2.56	2.69	24.7	2.68	2.73	29.5	3.05	2.90	34.6	3.39	3.06	38.3	3.62	3.17	39.9	3.71	3.22	45.3	4.00	3.38
	80	19.7	1.89	2.90	23.0	2.21	3.02	24.4	2.34	3.07	29.2	2.76	3.23	34.3	3.16	3.39	38.0	3.42	3.50	39.6	3.53	3.55	45.0	3.88	3.71
1355	60	20.4	2.75	2.25	23.7	2.99	2.37	25.1	3.08	2.42	29.9	3.40	2.58	35.0	3.69	2.74	38.7	3.88	2.85	40.3	3.95	2.90	45.7	4.19	3.06
	70	20.1	2.35	2.58	23.4	2.63	2.70	24.8	2.74	2.75	29.6	3.11	2.91	34.7	3.45	3.07	38.3	3.68	3.18	39.9	3.77	3.23	45.4	4.07	3.39
	80	19.8	1.96	2.92	23.0	2.27	3.03	24.5	2.40	3.08	29.3	2.82	3.24	34.4	3.22	3.40	38.0	3.49	3.51	39.6	3.59	3.56	45.1	3.94	3.72

CSH1BE4M1SP48K with B6EMMX48K-C

CFM		OUTDOOR TEMPERATURE (Deg. F)																							
		10			17			20			30			40			47			50			60		
		Indoor T. Deg. F	MBH	COP	KW	MBH	COP	KW	MBH	COP	KW	MBH	COP	KW	MBH	COP	KW	MBH	COP	KW	MBH	COP	KW	MBH	COP
1310	60	23.6	2.67	2.41	27.4	2.97	2.56	29.0	3.08	2.62	34.5	3.42	2.84	40.1	3.67	3.05	44.0	3.80	3.20	45.7	3.84	3.27	51.4	3.93	3.48
	70	23.0	2.33	2.62	26.8	2.65	2.77	28.4	2.78	2.83	33.9	3.14	3.05	39.4	3.42	3.26	43.4	3.57	3.41	45.1	3.62	3.48	50.8	3.74	3.69
	80	22.4	1.99	2.82	26.1	2.33	2.98	27.8	2.47	3.04	33.3	2.86	3.26	38.8	3.17	3.47	42.7	3.34	3.62	44.4	3.40	3.69	50.1	3.55	3.90
1510	60	24.7	2.82	2.55	28.5	3.13	2.70	30.1	3.24	2.76	35.6	3.58	2.98	41.1	3.83	3.20	45.1	3.96	3.35	46.8	4.00	3.41	52.5	4.09	3.63
	70	24.1	2.49	2.76	27.8	2.81	2.91	29.5	2.93	2.97	35.0	3.30	3.19	40.5	3.58	3.40	44.4	3.73	3.56	46.1	3.78	3.62	51.8	3.90	3.84
	80	23.4	2.15	2.97	27.2	2.49	3.12	28.8	2.62	3.18	34.3	3.02	3.40	39.9	3.33	3.61	43.8	3.50	3.76	45.5	3.56	3.83	51.2	3.70	4.05
1710	60	25.8	3.00	2.69	29.5	3.31	2.84	31.2	3.42	2.91	36.6	3.76	3.12	42.2	4.01	3.34	46.1	4.14	3.49	47.8	4.18	3.55	53.5	4.27	3.77
	70	25.1	2.67	2.90	28.9	2.99	3.05	30.5	3.11	3.12	36.0	3.48	3.33	41.6	3.76	3.55	45.5	3.91	3.70	47.2	3.96	3.76	52.9	4.08	3.98
	80	24.5	2.33	3.11	28.3	2.67	3.26	29.9	2.81	3.33	35.4	3.20	3.54	40.9	3.51	3.76	44.9	3.68	3.91	46.6	3.74	3.97	52.3	3.88	4.19

CSH1BE4M1SP60KA with B6EMMX60K-C

CFM		OUTDOOR TEMPERATURE (Deg. F)																							
		10			17			20			30			40			47			50			60		
		Indoor T. Deg. F	MBH	COP	KW	MBH	COP	KW	MBH	COP	KW	MBH	COP	KW	MBH	COP	KW	MBH	COP	KW	MBH	COP	KW	MBH	COP
1445	60	30.0	2.68	3.29	35.3	3.01	3.44	37.5	3.15	3.50	45.1	3.56	3.71	52.6	3.94	3.92	57.9	4.18	4.07	60.1	4.27	4.13	67.7	4.57	4.34
	70	29.1	2.43	3.51	34.3	2.74	3.67	36.5	2.87	3.73	43.9	3.26	3.95	51.3	3.61	4.17	56.4	3.83	4.32	58.7	3.92	4.39	66.0	4.20	4.61
	80	28.6	2.23	3.76	33.6	2.52	3.92	35.8	2.63	3.99	42.9	2.98	4.22	50.1	3.30	4.45	55.1	3.50	4.62	57.3	3.59	4.68	64.5	3.84	4.92
1645	60	30.3	2.67	3.33	35.7	3.02	3.47	37.9	3.16	3.53	45.6	3.59	3.72	53.2	3.98	3.92	58.6	4.23	4.06	60.9	4.33	4.12	68.5	4.65	4.32
	70	29.4	2.43	3.55	34.7	2.75	3.69	36.9	2.88	3.75	44.4	3.29	3.96	51.9	3.65	4.17	57.1	3.88	4.31	59.3	3.98	4.37	66.8	4.28	4.58
	80	28.8	2.22	3.80	33.9	2.52	3.95	36.1	2.64	4.01	43.4	3.01	4.23	50.7	3.35	4.44	55.8	3.56	4.59	58.0	3.65	4.66	65.3	3.93	4.87
1845	60	30.3	2.64	3.37	35.8	3.00	3.50	38.1	3.14	3.56	45.9	3.59	3.75	53.7	3.99	3.95	59.2	4.25	4.08	61.5	4.36	4.14	69.3	4.69	4.33
	70	29.8	2.43	3.60	35.1	2.76	3.73	37.3	2.89	3.79	44.9	3.30	3.99	52.4	3.68	4.18	57.7	3.92	4.32	59.9	4.02	4.38	67.5	4.33	4.57
	80	29.1	2.22	3.84	34.3	2.52	3.99	36.5	2.64	4.05	43.8	3.03	4.25	51.2	3.38	4.45	56.3	3.60	4.59	58.5	3.69	4.65	65.9	3.99	4.85



MAYTAG®

Before purchasing this appliance, read important energy cost and efficiency information available from your retailer. Specifications and illustrations subject to change without notice and without incurring obligations.

Manufactured under license by Nortek Global HVAC LLC, O'Fallon, MO. ©Registered Trademark/™ Trademark of Maytag Corporation or its related companies. ©2019. All rights reserved.

065F-0819 (Replaces 065F-0719)

Printed in U.S.A. (08/19)