

MAYTAG®

TECHNICAL SPECIFICATIONS

Model PSA4BF-K(B,C) Series



M1200 Product Line

**Extra High Efficiency Air Conditioner
16 SEER — 2 - 5 Ton Capacity**


The PSA4BF-K(B,C) Series of Maytag air conditioners offers exceptional performance. The unit, when combined with our engineered coils or air handlers, offers a line of quality, 16 SEER split system cooling equipment.

Features and Benefits

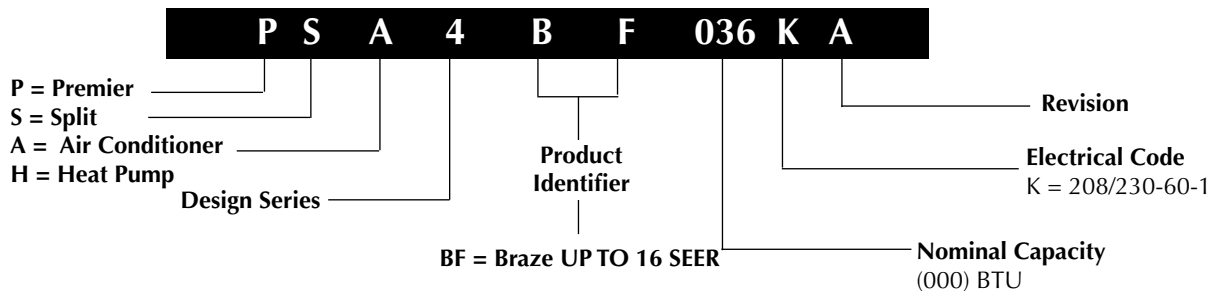
- **Copeland Scroll Ultra Tech™ Compressor** – The Ultra Tech Compressor operates with 2 stages of cooling capacity to provide superior comfort and efficiency. Copeland's proven and simple design equates to years of comfort and reliability for the homeowner with virtually silent operation.
- **CoreSense™ Compressor Protection** – Control module actively monitors compressor conditions and will shut the unit down to prevent damage.
- **Quiet Plus™ Sound Package** – Consists of a Quiet Plus™ Compressor Sound Blanket and a Swept Wing Fan Blade. Both have been engineered to significantly reduce unwanted noise.
- **Durable Attractive Stainless Steel Cabinet** – Durable brushed stainless steel protects the coil from yard hazards and extreme weather. Unit is trimmed in a silicone-protected polyester finish with a 950 hour salt spray that resists corrosion 50% better than comparable units.
- **Composite Base Pan** – Absorbs sound and is corrosion resistant. Composite is also stronger and lighter than steel.
- **Removable Top Grille Assembly** – Allows ease of service from the top without disconnecting fan motor leads.
- **Low Pressure Switch** – Loss of charge protection ensures long compressor life. Auto-reset feature prevents nuisance service visits.
- **High Pressure Switch** – Protects against abnormally high system pressures. Auto-reset feature prevents nuisance service visits.
- **Liquid Line Filter Drier** – Included with unit, field installed.
- **One Piece Top/Orifice** – Designed for maximum airflow and quiet operation.
- **Easy Compressor and Control Access** – Designed to make servicing easier for the contractor, access panels are provided to all controls and the compressor from the side of the unit.
- **Micro-Channel:** All aluminum coils in all models which provides high corrosion resistance.

DIMENSIONS/OUTDOOR SECTION

PSA4BF	024KC	036KB	048KC	060KC
H	37 1/2"	37 1/2"	41 1/2"	45 1/2"
W	22 3/4"	30 3/4"	30 3/4"	30 3/4"
D	22 3/4"	30 3/4"	30 3/4"	30 3/4"



IDENTIFICATION CODE



PHYSICAL AND ELECTRICAL SPECIFICATIONS / OUTDOOR UNITS

16 SEER — Extra High Efficiency — Single Phase

Model Number PSA4BF		024KC	036KB	048KC	060KC	
Electrical Data	Volts-Cycles-Phase (1)	208/230-60-1				
	Total Amps	12.3	16.5	23.7	31.4	
	Delay Fuse Max. (2)	25	35	50	60	
	Min. Circuit Ampacity	15.3	20.3	29.0	38.6	
Component Data	Coil	Area	13.3	20.3	22.8	25.4
		Rows-FPI	1-23	1-18	1-18	1-23
		Tube Dia	MC			
	Fan Motor	Type	PSC		BLDC	
		Amps	0.7	1.3	2.6	2.6
		HP	0.10	0.25	0.33	0.33
	Compressor Data	RLA	11.6	15.2	21.1	28.8
		LRA	58.3	83.0	104.0	152.9
Refrigerant suction line O.D. NOTE: Liquid line is 3/8" O.D. for entire length.		0-24 ft.	3/4"	7/8"(4)	7/8"	7/8"
		25-39 ft.	7/8" (3)	1-1/8" (3)	1-1/8" (3)	1-1/8" (3)
		40-75 ft.	7/8" (3)	1-1/8" (3)	1-1/8" (3)	1-1/8" (3)
Approximate Weight (lbs.)		Net	144	188	208	223
		Ship	151	197	217	235
Sound Ratings db		73	75	76	77	

- (1) Operating Voltage Range: 187v min. - 253v max.
 (2) HACR Type Circuit Breakers may be used.
 (3) Requires 1-1/8" to 7/8" reducer from line to unit.
 (4) Use of a 3/4" linset will result in approximately 2% loss in capacity.
 (5) Additional charge for line sets above 15 feet.
 Values based on suction line as follows with 3/8" liquid line.
 a) 3/4" = 0.6 oz. per additional foot.
 b) 7/8" = 0.7 oz. per additional foot.
 c) 1 1/8" = 0.8 oz. per additional foot.

ACCESSORIES - CONDENSING UNIT

Start Assist Kit - 912933

Provides additional starting torque for the compressor motor when operating with low line voltage or high operating temperatures.

Extreme wind condition mounting kit - 920900

SYSTEM HEATING & COOLING CAPACITIES

16 SEER — Extra High Efficiency — Single Phase

Outdoor Unit Number PSA4BF	Indoor Unit Number C7BA/H-	High Speed Capacity (BTU/h)	SEER	EER	Low Speed SCFM	High Speed SCFM
024KC	C7B(A,H)MX24(C,U)-B + MB7VM(*)B	24000	16	13	600	870
036KB	C7B(A,H)MX36(C,U)-B + MB7VM(*)B	35000	16	12.5	810	1170
048KC	C7B(A,H)MX48(C,U)-C + MB7VM(*)C	46500	16	12.5	990	1400
060KC	C7B(A,H)MX60(C,U)-C + MB7VM(*)C	56000	16	12.5	1200	1700

Outdoor Unit Number PSA4BF	Indoor Unit Number B6VMA	High Speed Capacity (BTU/h)	SEER	EER	Low Speed SCFM	High Speed SCFM
024KC	B6VMMX24K-B	24000	16	13	870	600
036KB	B6VMMX36K-B	35000	16	12.5	1170	810
048KC	B6VMMX48K-C	46500	16	12.5	1400	990
060KC	B6VMMX60K-C	56000	16	12.5	1700	1200

Air handlers and coils used in tables are designed and manufactured by Nortek Global HVAC, LLC.

See current AHRI Directory for certified combinations and ratings.
www.ahridirectory.org

COPPER WIRE SIZE — AWG (1% Voltage Drop)				
Supply Wire Length-Feet				Supply Circuit Ampacity
200	150	100	50	
6	8	10	14	15
4	6	8	12	20
4	6	8	10	25
4	4	6	10	30
3	4	6	8	35
3	4	6	8	40
2	3	4	6	45
2	3	4	6	50

Wire Size based on N.E.C. for 60° type copper conductors.

EXPANDED COOLING PERFORMANCE - 2-STAGE AC SYSTEMS

PSA4BF024KC C7B(A,H)MX24(C,U)-B + VSB - High Speed
PSA4BF024KC B6VMMX24K-B - High Speed

CFM	O.D.T		65°F			75°F			85°F			95°F			105°F			115°F		
	E.D.B.	E.W.B.	T.C.	S.C.	K.W.	T.C.	S.C.	K.W.	T.C.	S.C.	K.W.	T.C.	S.C.	K.W.	T.C.	S.C.	K.W.	T.C.	S.C.	K.W.
700	80	62	24.8	19.7	1.33	24.0	19.6	1.47	23.1	19.7	1.62	22.0	19.4	1.79	20.9	20.4	1.98	19.8	19.2	2.20
	80	67	26.9	15.8	1.35	25.9	15.8	1.49	24.9	15.9	1.64	23.7	15.6	1.80	22.5	15.4	1.99	21.2	14.5	2.22
	80	72	29.7	12.3	1.37	28.6	12.3	1.51	27.4	12.5	1.66	26.1	12.3	1.82	24.6	12.1	2.02	22.8	12.4	2.25
	75	62	24.5	16.0	1.33	23.7	15.9	1.47	22.8	16.1	1.62	21.7	15.8	1.78	20.6	14.6	1.97	19.4	15.6	2.20
800	80	62	25.5	21.2	1.35	24.7	21.7	1.49	23.7	21.2	1.64	22.6	21.0	1.80	21.6	20.9	2.00	20.6	20.4	2.22
	80	67	27.6	16.9	1.36	26.6	17.4	1.51	25.4	16.9	1.65	24.3	16.8	1.82	23.0	16.8	2.01	21.6	16.8	2.24
	80	72	30.3	13.0	1.39	29.1	13.6	1.53	27.8	13.2	1.67	26.2	13.1	1.84	24.7	13.2	2.03	23.2	13.2	2.27
	75	62	25.2	17.1	1.35	24.3	17.5	1.49	23.3	17.1	1.63	22.2	16.9	1.80	21.1	17.2	1.99	19.8	17.2	2.22
900	80	62	26.2	23.0	1.37	25.3	23.2	1.51	24.4	22.6	1.66	23.4	22.3	1.82	22.4	21.6	2.01	21.2	21.1	2.25
	80	67	28.1	18.1	1.38	27.1	18.4	1.52	25.9	17.9	1.67	24.7	17.9	1.83	23.3	17.7	2.03	21.9	18.2	2.26
	80	72	30.6	14.0	1.40	29.2	14.3	1.54	27.9	13.8	1.69	26.6	13.8	1.85	25.1	13.7	2.05	23.5	13.8	2.29
	75	62	25.7	18.4	1.36	24.8	18.5	1.50	23.8	18.6	1.65	22.7	18.5	1.82	21.5	18.3	2.01	20.2	18.3	2.23

PSA4BF024KC C7B(A,H)MX24(C,U)-B + VSB - Low Speed
PSA4BF024KC B6VMMX24K-B - Low Speed

CFM	O.D.T		65°F			75°F			85°F			95°F			105°F			115°F		
	E.D.B.	E.W.B.	T.C.	S.C.	K.W.	T.C.	S.C.	K.W.	T.C.	S.C.	K.W.	T.C.	S.C.	K.W.	T.C.	S.C.	K.W.	T.C.	S.C.	K.W.
470	80	62	17.9	14.1	0.91	17.5	14.1	1.03	16.8	14.2	1.17	16.0	13.9	1.32	15.0	14.6	1.50	14.1	13.7	1.69
	80	67	19.6	11.5	0.90	19.0	11.5	1.02	18.2	11.6	1.16	17.3	11.4	1.31	16.3	11.2	1.49	15.2	10.4	1.68
	80	72	21.7	8.9	0.88	21.1	9.0	1.00	20.2	9.1	1.14	19.1	8.9	1.30	18.0	8.8	1.48	16.8	9.0	1.68
	75	62	17.7	11.6	0.91	17.3	11.6	1.04	16.6	11.7	1.17	15.8	11.6	1.33	14.8	10.6	1.50	13.8	11.4	1.69
535	80	62	18.5	15.2	0.91	18.0	15.6	1.03	17.3	15.3	1.17	16.4	15.1	1.33	15.5	15.0	1.50	14.7	14.6	1.69
	80	67	20.0	12.2	0.90	19.4	12.7	1.02	18.6	12.4	1.16	17.7	12.2	1.31	16.6	12.3	1.49	15.6	12.3	1.69
	80	72	22.2	9.4	0.88	21.5	9.9	1.00	20.6	9.6	1.14	19.5	9.5	1.30	18.3	9.6	1.48	17.0	9.6	1.68
	75	62	18.2	12.5	0.91	17.7	12.9	1.04	17.0	12.6	1.17	16.1	12.4	1.33	15.2	12.3	1.50	14.1	12.2	1.69
600	80	62	19.0	16.5	0.91	18.5	16.7	1.03	17.8	16.4	1.17	17.0	16.1	1.32	16.1	15.6	1.50	15.2	15.1	1.69
	80	67	20.5	13.1	0.90	19.8	13.4	1.02	19.0	13.2	1.16	18.0	13.2	1.31	16.9	13.0	1.49	15.8	13.0	1.69
	80	72	22.6	10.1	0.88	21.9	10.4	1.00	20.9	10.1	1.14	19.7	10.1	1.30	18.3	10.0	1.48	17.1	10.1	1.68
	75	62	18.7	13.5	0.92	18.1	13.6	1.04	17.4	13.3	1.17	16.5	13.2	1.33	15.5	13.1	1.50	14.4	13.0	1.70

PSA4BF036KB C7B(A,H)MX36(C,U)-B + VSB - High Speed
PSA4BF036KB B6VMMX36K-B - High Speed

CFM	O.D.T		65°F			75°F			85°F			95°F			105°F			115°F		
	E.D.B.	E.W.B.	T.C.	S.C.	K.W.	T.C.	S.C.	K.W.	T.C.	S.C.	K.W.	T.C.	S.C.	K.W.	T.C.	S.C.	K.W.	T.C.	S.C.	K.W.
1050	80	62	35.9	27.1	2.01	34.6	27.0	2.18	33.2	27.1	2.38	31.7	26.7	2.62	30.1	29.3	2.92	28.4	27.6	3.24
	80	67	39.3	22.4	2.04	37.7	22.3	2.21	36.2	22.6	2.41	34.4	22.2	2.66	32.7	21.8	2.94	30.8	20.4	3.25
	80	72	43.1	17.4	2.09	41.4	17.4	2.25	39.6	17.7	2.45	37.8	17.4	2.69	35.9	17.2	2.96	33.8	17.6	3.27
	75	62	35.8	22.8	2.00	34.4	22.6	2.17	33.0	22.8	2.38	31.5	22.3	2.62	29.8	20.6	2.92	28.0	22.2	3.23
1200	80	62	36.8	29.1	2.05	35.6	30.8	2.21	34.1	30.3	2.41	32.6	30.1	2.66	31.1	30.0	2.95	29.7	29.4	3.27
	80	67	40.2	23.9	2.09	38.7	24.6	2.24	37.0	24.0	2.45	35.2	23.7	2.69	33.4	23.8	2.97	31.4	23.8	3.28
	80	72	44.1	18.3	2.13	42.3	19.2	2.29	40.4	18.6	2.49	38.6	18.5	2.72	36.5	18.7	2.99	34.3	18.9	3.31
	75	62	36.7	24.2	2.04	35.3	24.8	2.21	33.8	24.2	2.41	32.2	23.9	2.66	30.4	23.9	2.95	28.6	23.8	3.27
1350	80	62	37.8	32.8	2.08	36.4	33.1	2.25	35.0	32.4	2.45	33.8	32.1	2.71	32.3	31.2	2.99	30.6	30.5	3.31
	80	67	41.0	25.6	2.12	39.4	25.9	2.28	37.6	25.3	2.48	35.8	25.3	2.73	33.9	25.1	3.00	31.8	25.3	3.32
	80	72	44.8	19.6	2.17	43.0	20.1	2.32	41.0	19.5	2.52	39.1	19.6	2.75	36.9	19.6	3.02	34.6	19.9	3.34
	75	62	37.5	25.9	2.08	36.0	26.2	2.25	34.4	25.6	2.45	32.8	25.4	2.69	31.0	25.2	2.98	29.0	25.3	3.30

PSA4BF036KB C7B(A,H)MX36(C,U)-B + VSB - Low Speed
PSA4BF036KB B6VMMX36K-B - Low Speed

CFM	O.D.T		65°F			75°F			85°F			95°F			105°F			115°F		
	E.D.B.	E.W.B.	T.C.	S.C.	K.W.	T.C.	S.C.	K.W.	T.C.	S.C.	K.W.	T.C.	S.C.	K.W.	T.C.	S.C.	K.W.	T.C.	S.C.	K.W.
715	80	62	26.0	19.8	1.29	24.9	20.1	1.42	23.7	20.2	1.59	22.5	19.9	1.80	21.3	20.9	2.04	20.0	19.7	2.31
	80	67	28.6	16.3	1.27	27.3	16.2	1.40	26.0	16.4	1.58	24.7	16.1	1.79	23.3	15.8	2.03	21.8	14.7	2.30
	80	72	31.5	12.7	1.24	30.2	12.7	1.38	28.9	12.9	1.56	27.4	12.6	1.77	25.9	12.4	2.02	24.1	12.7	2.30
	75	62	25.9	16.6	1.29	24.7	16.4	1.42	23.5	16.5	1.60	22.3	16.1	1.80	21.0	14.7	2.04	19.6	15.9	2.32
815	80	62	26.8	22.0	1.29	25.6	22.3	1.42	24.4	21.9	1.60	23.2	21.7	1.81	22.2	21.4	2.04	21.0	20.8	2.32
	80	67	29.3	17.5	1.27	28.0	17.9	1.41	26.7	17.5	1.58	25.3	17.3	1.79	23.9	17.3	2.04	22.3	17.2	2.31
	80	72	32.3	13.4	1.24	31.0	14.1	1.39	29.6	13.6	1.56	28.1	13.5	1.78	26.5	13.6	2.02	24.5	13.6	2.32
	75	62	26.6	17.7	1.29	25.4	18.0	1.43	24.2	17.6	1.60	22.9	17.3	1.81	21.5	17.2	2.05	20.1	17.1	2.32
915	80	62	27.5	23.8	1.29	26.3	24.0	1.43	25.2	23.4	1.60	24.2	23.0	1.81	23.0	22.3	2.05	21.7	21.6	2.32
	80	67	29.9	18.8	1.27	28.6	19.0	1.41	27.3	18.5	1.59	25.9	18.5	1.80	24.3	18.3	2.04	22.6	18.4	2.32
	80	72	33.0	14.4	1.25	31.6	14.7	1.39	30.2	14.3	1.57	28.6	14.3	1.78	26.9	14.3	2.03	25.0	14.4	2.33
	75	62	27.2	19.0	1.29	25.9	19.1	1.43	24.7	18.6	1.61	23.4	18.5	1.81	22.0	18.8	2.05	20.5	18.8	2.33

EXPANDED COOLING PERFORMANCE - 2-STAGE AC SYSTEMS

PSA4BF048KC C7B(A,H)MX48(C,U)-C + VSB - High Speed
PSA4BF048KC B6VMMX48K-C - High Speed

CFM	O.D.T		65°F			75°F			85°F			95°F			105°F			115°F		
	E.D.B.	E.W.B.	T.C.	S.C.	K.W.	T.C.	S.C.	K.W.	T.C.	S.C.	K.W.	T.C.	S.C.	K.W.	T.C.	S.C.	K.W.	T.C.	S.C.	K.W.
1400	80	62	50.4	39.1	2.73	48.8	39.7	2.99	46.7	39.9	3.29	44.4	39.3	3.63	42.0	41.2	4.03	39.8	39.0	4.50
	80	67	55.0	32.2	2.76	52.8	32.1	3.02	50.5	32.4	3.32	48.0	31.7	3.67	45.4	31.2	4.07	42.9	29.4	4.56
	80	72	60.4	24.8	2.80	58.1	24.7	3.06	55.5	25.2	3.37	52.7	24.7	3.72	50.0	24.4	4.15	47.1	25.1	4.63
	75	62	50.2	32.7	2.72	48.3	32.5	2.99	46.2	32.6	3.28	43.9	31.9	3.62	41.5	29.6	4.02	39.1	31.7	4.49
1600	80	62	52.1	43.2	2.78	50.1	44.1	3.04	47.9	43.1	3.34	45.6	42.7	3.68	43.6	42.1	4.09	41.5	41.1	4.58
	80	67	56.3	34.4	2.81	54.1	35.4	3.08	51.6	34.5	3.37	49.0	34.1	3.72	46.3	34.1	4.12	43.7	34.1	4.62
	80	72	61.7	26.2	2.85	59.2	27.5	3.12	56.5	26.6	3.42	53.7	26.4	3.80	50.7	26.7	4.20	47.6	26.9	4.68
	75	62	51.5	34.9	2.78	49.5	35.7	3.04	47.2	34.8	3.33	44.8	34.3	3.68	42.4	34.2	4.07	39.9	34.1	4.54
1800	80	62	53.2	46.9	2.83	51.2	47.2	3.10	49.3	46.0	3.40	47.2	44.8	3.74	45.0	43.4	4.15	42.8	42.6	4.64
	80	67	57.3	37.0	2.86	55.0	37.4	3.13	52.4	36.5	3.42	49.8	36.3	3.77	47.1	36.1	4.20	44.4	36.3	4.67
	80	72	62.6	28.2	2.90	60.0	28.8	3.16	57.1	28.0	3.47	54.0	28.1	3.84	50.8	27.9	4.25	47.9	28.3	4.73
	75	62	52.5	37.5	2.83	50.4	37.8	3.09	48.1	36.8	3.39	45.6	36.6	3.73	43.2	37.1	4.13	40.7	37.2	4.61

PSA4BF048KC C7B(A,H)MX48(C,U)-C + VSB - Low Speed
PSA4BF048KC B6VMMX48K-C - Low Speed

CFM	O.D.T		65°F			75°F			85°F			95°F			105°F			115°F		
	E.D.B.	E.W.B.	T.C.	S.C.	K.W.	T.C.	S.C.	K.W.	T.C.	S.C.	K.W.	T.C.	S.C.	K.W.	T.C.	S.C.	K.W.	T.C.	S.C.	K.W.
940	80	62	35.8	28.0	1.67	34.5	27.9	1.91	32.8	28.0	2.18	31.1	27.4	2.48	29.1	28.6	2.82	27.3	26.8	3.20
	80	67	39.3	22.8	1.65	37.8	22.6	1.89	36.0	22.9	2.16	34.0	22.4	2.47	31.9	22.0	2.81	29.6	20.3	3.19
	80	72	43.4	17.7	1.62	41.7	17.6	1.87	39.9	18.0	2.14	37.8	17.6	2.45	35.5	17.2	2.79	33.1	17.6	3.17
	75	62	35.6	23.1	1.68	34.1	22.9	1.92	32.5	23.0	2.18	30.7	22.4	2.48	28.7	20.3	2.82	26.6	21.9	3.20
1075	80	62	36.9	30.4	1.68	35.5	31.0	1.92	33.8	30.4	2.19	32.1	30.0	2.49	30.4	29.3	2.83	28.5	28.3	3.21
	80	67	40.3	24.4	1.66	38.7	25.2	1.90	36.9	24.5	2.17	34.9	24.2	2.48	32.7	24.1	2.82	30.3	24.0	3.20
	80	72	44.5	18.7	1.63	42.8	19.6	1.88	40.9	19.0	2.15	38.7	18.8	2.46	36.3	18.9	2.80	33.8	18.9	3.18
	75	62	36.5	24.7	1.68	35.1	25.3	1.92	33.4	24.6	2.19	31.5	24.2	2.50	29.5	24.1	2.83	27.4	24.2	3.21
1210	80	62	37.9	33.1	1.69	36.4	33.4	1.93	34.9	32.6	2.20	33.3	31.7	2.50	31.6	30.5	2.84	29.6	29.5	3.22
	80	67	41.2	26.4	1.67	39.5	26.8	1.91	37.7	26.1	2.19	35.6	25.9	2.49	33.4	25.7	2.83	31.0	25.7	3.21
	80	72	45.5	20.2	1.64	43.7	20.7	1.89	41.7	20.1	2.17	39.4	20.1	2.47	36.9	20.0	2.82	34.1	20.1	3.20
	75	62	37.4	26.7	1.69	35.9	26.9	1.93	34.2	26.2	2.20	32.3	26.5	2.51	30.2	26.1	2.85	27.9	26.0	3.23

PSA4BF060KC C7B(A,H)MX60(C,U)-C + VSB - High Speed
PSA4BF060KC B6VMMX60K-C - High Speed

CFM	O.D.T		65°F			75°F			85°F			95°F			105°F			115°F		
	E.D.B.	E.W.B.	T.C.	S.C.	K.W.	T.C.	S.C.	K.W.	T.C.	S.C.	K.W.	T.C.	S.C.	K.W.	T.C.	S.C.	K.W.	T.C.	S.C.	K.W.
1550	80	62	58.2	42.6	3.34	56.0	42.2	3.63	53.7	42.5	3.98	51.3	41.8	4.39	48.8	44.0	4.85	46.1	41.5	5.38
	80	67	63.9	35.5	3.36	61.3	35.2	3.66	58.8	35.7	4.01	56.0	35.1	4.42	53.2	34.6	4.89	50.4	32.1	5.44
	80	72	70.4	27.9	3.38	67.8	27.8	3.68	65.0	28.4	4.04	62.3	27.9	4.48	59.1	27.5	4.95	55.8	28.3	5.50
	75	62	58.0	36.0	3.34	55.7	35.7	3.63	53.4	35.9	3.98	51.0	35.2	4.38	48.5	32.7	4.85	45.8	35.0	5.38
1700	80	62	59.4	44.6	3.39	57.1	45.5	3.68	54.7	44.5	4.03	52.2	44.1	4.44	49.8	45.5	4.90	47.1	45.5	5.45
	80	67	64.9	37.0	3.41	62.3	38.2	3.71	59.7	37.2	4.06	57.0	36.8	4.47	54.2	37.0	4.96	51.2	37.0	5.50
	80	72	71.7	28.9	3.42	69.0	30.3	3.73	66.1	29.4	4.08	63.2	29.2	4.53	60.0	29.5	5.01	56.6	29.8	5.55
	75	62	59.0	37.5	3.39	56.7	38.4	3.68	54.4	37.4	4.03	51.9	37.0	4.43	49.3	36.9	4.90	46.6	36.9	5.44
1850	80	62	60.4	47.2	3.44	58.0	47.5	3.73	55.5	46.5	4.08	53.3	48.0	4.49	50.7	47.8	4.96	48.2	47.9	5.51
	80	67	65.8	39.1	3.46	63.3	39.6	3.75	60.6	38.6	4.11	57.8	38.5	4.52	55.0	38.4	5.01	51.9	38.6	5.55
	80	72	72.8	30.5	3.47	70.0	31.3	3.77	66.9	30.3	4.13	64.0	30.5	4.58	60.7	30.5	5.06	57.1	31.0	5.61
	75	62	60.0	39.5	3.44	57.7	39.9	3.73	55.3	38.9	4.08	52.7	38.7	4.48	50.0	38.4	4.95	47.2	38.5	5.50

PSA4BF060KC C7B(A,H)MX60(C,U)-C + VSB - Low Speed
PSA4BF060KC B6VMMX60K-C - Low Speed

CFM	O.D.T		65°F			75°F			85°F			95°F			105°F			115°F		
	E.D.B.	E.W.B.	T.C.	S.C.	K.W.	T.C.	S.C.	K.W.	T.C.	S.C.	K.W.	T.C.	S.C.	K.W.	T.C.	S.C.	K.W.	T.C.	S.C.	K.W.
1045	80	62	41.9	30.9	2.06	40.4	30.7	2.34	38.4	30.7	2.64	36.2	30.0	2.99	34.0	32.5	3.37	31.5	30.1	3.80
	80	67	46.3	25.7	2.04	44.5	25.5	2.31	42.4	25.8	2.62	40.0	25.1	2.97	37.3	24.6	3.36	34.6	22.5	3.79
	80	72	51.1	20.3	2.01	49.2	20.2	2.29	46.9	20.5	2.60	44.3	20.0	2.95	41.5	19.5	3.34	38.5	19.8	3.77
	75	62	41.9	26.0	2.06	40.3	25.8	2.34	38.3	25.9	2.64	36.1	25.2	2.99	33.7	22.7	3.37	31.1	24.5	3.80
1195	80	62	43.3	33.2	2.08	41.6	33.9	2.35	39.8	33.9	2.66	37.5	33.5	3.01	35.1	33.2	3.39	32.9	32.6	3.82
	80	67	47.6	27.4	2.05	45.8	28.3	2.33	43.5	27.5	2.64	41.0	27.1	2.99	38.3	26.9	3.38	35.4	26.7	3.81
	80	72	52.6	21.4	2.02	50.5	22.4	2.30	48.1	21.6	2.62	45.4	21.3	2.97	42.5	21.3	3.36	39.4	21.3	3.79
	75	62	43.1	27.8	2.08	41.4	28.5	2.35	39.4	27.7	2.66	37.1	27.2	3.01	34.6	26.9	3.39	31.9	26.5	3.82
1345	80	62	44.6	36.9	2.09	42.9	37.2	2.37	40.8	36.4	2.68	38.6	36.2	3.02	36.5	35.2	3.41	34.1	34.0	3.83
	80	67	48.7	29.6	2.06	46.7	30.0	2.34	44.4	29.2	2.66	41.9	29.0	3.01	39.1	28.6	3.39	36.1	28.5	3.82
	80	72	53.8	22.9	2.03	51.6	23.5	2.31	49.1	22.7	2.63	46.3	22.6	2.98	43.3	22.4	3.38	40.0	22.6	3.81
	75	62	44.2	29.9	2.09	42.4	30.2	2.37	40.3	29.3	2.68	38.0	29.0	3.02	35.4	28.5	3.41	32.5	28.3	3.84

CORESENSE™ DIAGNOSTIC MODULE

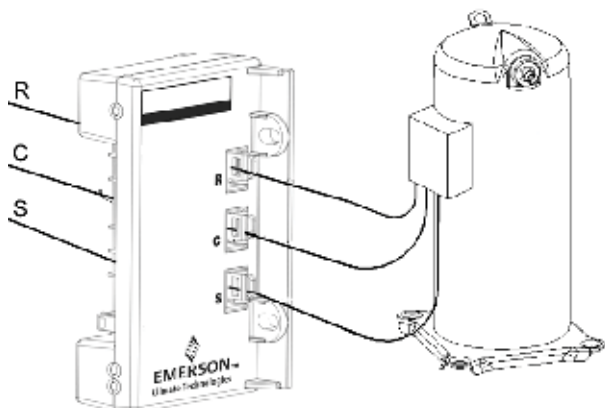


Figure 1
Wires Pulled Through Module

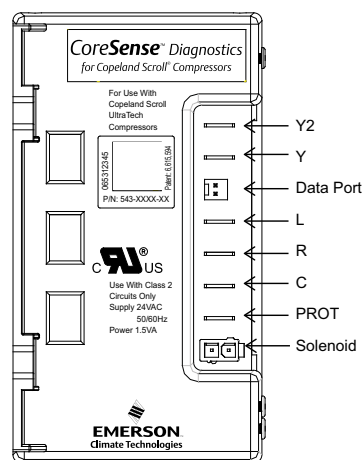


Figure 2
Terminal Locations

CoreSense™ Flash Code Description			
Alert Code	Alert Condition	Lockout Level	Lockout Indication
Normal Run Solid Green	Normal operation, no trip.	N/A	N/A
Code1 Yellow Flash 1	Long run time. Compressor is running for more than 18 hours at full load. (Code1 is disabled in Heat Pump mode.)	N/A	N/A
Code2 Yellow Flash 2	Compressor Pressure trip. Compressor runs for 12sec to 15min followed by a compressor trip condition lasting longer than 7min.	4x consecutive, 10x total	Red: Flash 2
Code 3 Yellow Flash 3	Pressure switch cycling. Compressor runs for 12sec to 15min followed by a compressor trip lasting between 35sec to 7min.	4x consecutive, 10 total	Red: Flash 3
Code4 Yellow Flash 4	Locked rotor. Compressor trips within a compressor run time of 12sec and does not start within 35sec.	10x consecutive	Red: Flash 4
Code5 Yellow Flash 5	Compressor moderate run trip. Compressor runs for 15min to 18hrs followed by a compressor trip lasting longer than 7min.	4x consecutive, 10x total	Red: Flash 5
Code6 Red Flash 6	Open start circuit. Module has detected Y or Y1, and current in the R winding of the compressor and no current in the S winding of the compressor for 2 seconds.	1 occurrence	Red: Flash 6
Code7 Red Flash 7	Open run circuit. Module has detected Y or Y1, and current in the S winding of the compressor and no current in the R winding of the compressor for 2 seconds.	1 occurrence	Red: Flash 7
Code8 Yellow Flash 8	Welded Contactor. Module has detected line currents in R and S windings, and Y or Y1 is at 0 VAC for 15 seconds.	N/A	N/A
Code9 Yellow Flash 9	Low Voltage. Module has detected a 24 VAC supply voltage below 17 VAC +/- 1 VAC for 2 seconds	N/A	N/A
Code10 Red Flash 10	Over Current Protection. PROT terminal has above a 2A input for more than 40 milliseconds.	1 occurrence	Red: Flash 10



For current Energy Star Information please refer to www.energystar.gov

MAYTAG®

Before purchasing this appliance, read important energy cost and efficiency information available from your retailer. Specifications and illustrations subject to change without notice and without incurring obligations.

Manufactured under license by Nortek Global HVAC, LLC, O'Fallon, MO. ®Registered Trademark/™ Trademark of Maytag Corporation or its related companies. ©2016. All rights reserved.

892C-1016 (Replaces 892C-1214)

Printed in U.S.A. (10/16)